

HUUM OVO sauna light

INSTALLATION INSTRUCTION

HUUM OVO Saunavalgusti

PAIGALDUSJUHEND



NB! Only a certified electrician may connect the sauna light. **NB!** Turn off the power before installation.

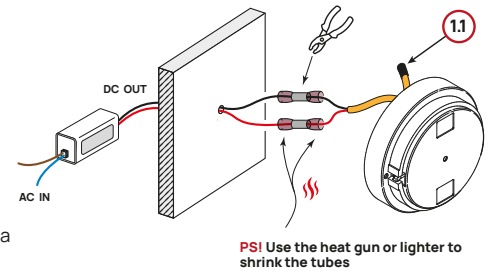
The set includes: decorative panel, light with LED strip (IP 44), power supply unit (IP 42), fixing screws, compressible thermo-shrinkable extension sleeves (x4); **The set does not include:** cables and connectors. A wall light suitable for sauna conditions.

The power supply should be installed outside the sauna room. The cross-section of the cable suitable for the connection between the light and power supply unit is at least 0.5 mm², the cable length is maximum of 20 m.

NB! Saunavalgusti tohib ühendada vaid sertifitseeritud elektrik. **NB!** Enne paigaldamist lülita toide vooluvõrgust välja.

Komplektis: Dekoratiivpaneel, LED-ribaga valgusti (IP 44), toiteplokk (IP 42), kinnituskruvid, pressitavad termokahanevad jätkuhülssid (x4); **Komplekti ei kuulu:** Kaablid ja ühendused. Saunatingimustesse sobiv seinavalgusti. **Toiteplokk tuleb paigaldada väljapoole saunaruumi.** Valgusti ning toiteploki vaheliseks ühenduseks sobiva kaabli ristlõige on vähemalt 0.5 mm², kaabli pikkus max 20 m.

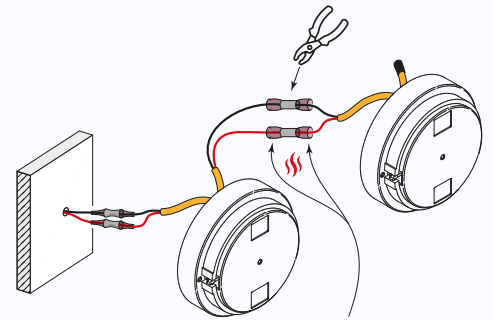
- ① **ENG-** Connect the **black (-)** and **red (+)** cable ends of the LED in the light housing to the corresponding **black (-)** and **red (+)** cables of the power supply unit (24V DC). Use a cable of suitable length (maximum 20 metres) with a minimum cross-section of 0.5 mm² (not included) for connection. To connect the cables, we recommend using the supplied compressible thermo-shrinkable extension sleeves. As to other attachments, observe suitability for the given environment and local legislation. **PS!** The power supply unit should not be located in the steam room (when selecting the location, follow the installation restrictions indicated on the power supply unit).



EST- Ühenda valgusti korpuses asuvad LEDi kaabliotsad **must (-)** ja **punane (+)** toiteplokkist tuleva vastava **must (-)** ja **punane** kaabliga (24V DC). Ühendamiseks kasuta sobiva pikkusega max 20m pikkust, min 0,5 mm² ristlõikega kaablit (pole kaasas). Kaablite omavaheliseks liitmiseks soovitame kasutada kaasasolevaid pressitavaid termokahanevaid jätkuhülssse. Muude kinnituste puhul järgi sobivust antud keskkonda ja kohalikku seadusandlust.

PS! Toiteplokk ei tohi paikneda leiliruumis (asukoha valikul järgi toiteploki välja toodud piiranguid).

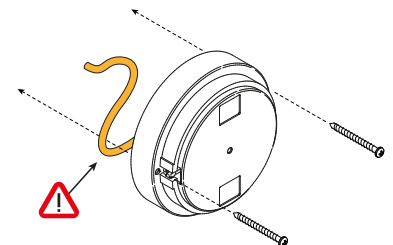
- 1.1 **ENG-** You can use one power supply unit for up to 3 HUUM design lights. To continue powering, remove the thermo-shrinkable blind/cap on the light already connected to the power supply unit and connect its **black (-)** and **red (+)** cables to the **black (-)** and **red (+)** cables of the next light's LED, respectively. Close the cable joints with compressible thermo-shrinkable extension sleeves. As to other attachments, observe suitability for the given environment and local legislation.



EST- Ühte toiteplokki võid kasutada kuni 3 HUUM disainvalgusti jaoks. Toite jätkamiseks eemalda juba toiteplokkiga ühendatud valgustil termokahanev pime ning ühenda selle **must (-)** ja **punane (+)** kaabel vastavalt järgneva valgusti LEDi **must (-)** ja **punane (+)** kaabliga. Kaablite liited sulge pressitavate termokahanevate jätkuhülssidega. Muude kinnituste puhul järgi sobivust antud keskkonda ja kohalikku seadusandlust.

PS! Use the heat gun or lighter to shrink the tubes

- ② **ENG-** Attach the light housing to the wall with two screws.
PS! Make sure that the cables will not remain under the screws.
PS! Make sure that the cable joints are tightly closed.

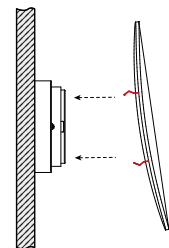


EST- Kinnita valgusti korpus kahe kruviga seina külge.

PS! Jälgi, et kaablid ei jääks kruvide alla!
PS! Jälgi, et kaablite liited on tihkelt suletud!

- ③ **ENG-** Attach the decorative panel to the light housing.

EST- Kinnita dekoratiivpaneel valgusti korpuse külge.



Made in Estonia, EU

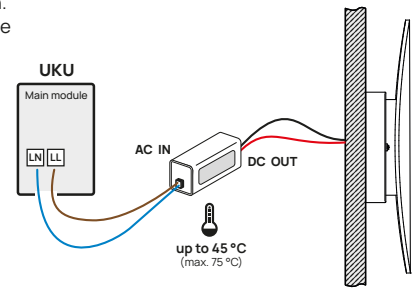
info@huum.eu
 huum.eu
 #huumsauna

HUUM OÜ
 Vahi tee 9,
 Tartumaa
 60534, Estonia

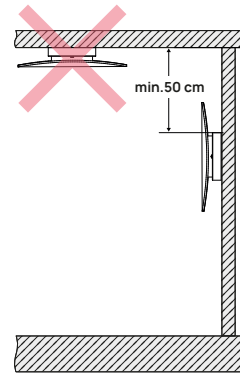
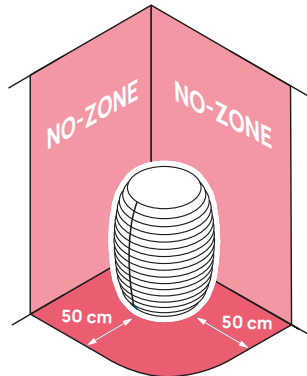


- ④ **ENG** - Make the necessary connections between the power supply unit and switch. When using HUUM UKU sauna control system as a switch, connect the **brown** cable to LL and the **blue** cable to LN. See UKU manual for details.
NB! Make connections according to the conditions of the room, following the required local installation regulations.

EST- Teosta vajalikud ühendused toiteploki ja lüliti vahel. HUUM UKU sauna juhtsüsteemi lülitina kasutamisel ühenda **pruun** kaabel LL-iga ja **sinine** kaabel LN-iga. Vaata täpsemalt UKU manuaalist.
NB! Teosta ühendused vastavalt ruumi tingimustele, järgides kohalikke nõutud paigalduseeskirju.



⑤



- ⑥ **ENG** - Since the light covers are made of natural wood, each of them has a unique texture and sensitivity to the environment. We have done our best to ensure that the light cover remains as stable as possible over time, but the natural alteration of wood and changes in texture are normal.

EST- Kuna valgustikate on naturaalsest puidust, siis iga üks neist on kordumatu tekstuuriga ja tundlik keskkonnale. Oleme teinud enda poolt parima, et valgustikate oleks ajas nii stabiilne kui võimalik, kuid minimaalne puidu mängimine on loomulik.

⑦ **ENG - WARRANTY**

- The warranty applies only to the complete product that has been installed and used according to the operation manual.
- The length of the warranty period is 2 years from the moment of purchase (based on the purchase receipt), in public spaces and saunas 1 year (based on the purchase receipt).
- The warranty does not apply to the defects caused by normal wear and tear or improper use of the product.
- The warranty does not apply to the defects caused by transport or other accidental damage.

EST - GARANTII

- Garantii kehtib ainult komplektsele tootele, mis on paigaldatud ja kasutatud vastavalt kasutusjuhendile.
- Garantii perioodi pikkus on 2 aastat ostuhetkest (ostutšeki alusel), avalikes ruumides ja saunades 1 aasta (ostutšeki alusel).
- Garantii ei puuduta toote normaalsest kulumisest või ebaotstarbekohasest kasutamisest tekkinud vigu.
- Garantii ei kehti transpordi- ja muudest juhuslikest kahjustustest tekkinud vigade puhul.



Made in Estonia, EU

info@huum.eu
huum.eu
#huumsauna

HUUM OÜ
Vahi tee 9,
Tartumaa
60534, Estonia

Find the latest updates on our website
www.huum.eu

Leia ajakohaseim materjal meie kodulehelt
www.huum.ee